



**casagrande**



**C2E**

HYDRAULIC CRAWLER DRILL

PERFORATRICE IDRAULICA

# TECHNICAL SPECIFICATIONS

## DATI TECNICI

<b>UNDERCARRIAGE</b>		<b>CARATTERISTICHE CARRO</b>			
Overall width of undercarriage	Larghezza sottocarro	740 / 1200 mm			
Track shoes width	Larghezza pattini	220 mm			
Overall track length	Lunghezza cingoli	2300 mm			
Travel speed	Velocità di traslazione	1,2 km/h			
Max. gradeability	Pendenza max. superabile	20° / 37%			
Ground pressure	Pressione specifica al suolo	10 kPa			
<b>ENGINE</b>		<b>MOTORE</b>			
Electric motor	Motore elettrico	ABB-2MQA 250 M4B 4			
Rated power	Potenza	85 <sup>(1)</sup> - 75 <sup>(2)</sup> kW			
Electric system	Impianto elettrico	400 V / 137 A / 60 <sup>(1)</sup> - 50 <sup>(2)</sup> Hz			
Protection system	Grado di isolamento	IP 55			
<b>MAST</b>		<b>MAST</b>			
		<b>D</b>	<b>C</b>	<b>B</b>	<b>A</b>
Mast length	Lunghezza mast	1900 mm	2600 mm	3100 mm	4600 mm
Stroke of rotary head	Corsa testa di rotazione	1130 mm	1330 mm	1830 mm	3330 mm
Extraction force	Forza di estrazione	50 kN	50 kN	50 kN	50 kN
Crowd force	Spinta sull'utensile	50 kN	50 kN	50 kN	50 kN
Extraction/Crowd speed - Work	Velocità di Estrazione/Spinta - Lavoro	7 m/min	7 m/min	7 m/min	7 m/min
Extraction/Crowd speed - Fast	Velocità di Estrazione/Spinta - Veloce	20 m/min	20 m/min	20 m/min	20 m/min
<b>CLAMPS</b>		<b>MORSE</b>			
		<b>M5/M5S</b>	<b>M4/M4S</b>	<b>M2Z/M2SZ</b>	
Diameter	Diametro	90÷406 mm*	60÷305 mm*	40÷254 mm	
Clamping force	Forza di chiusura	250 kN*	250 kN*	159 kN	
<b>ROTARY HEAD</b>		<b>TESTA DI ROTAZIONE</b>		<b>T14EP</b>	<b>T20EP</b>
Max. torque	Coppia max.			12170 Nm	15200 Nm
Max. speed	Giri max.			500 rpm	400 rpm
<b>DIMENSIONS AND WEIGHT</b>		<b>INGOMBRI E PESO</b>			
Length	Lunghezza	4950 mm			
Width	Larghezza	1350 mm			
Height	Altezza	2450 mm			
Weight of rig**	Peso attrezzatura**	~ 7 / 8 t			
* Only with mast in vertical position	* Solo con mast in posizione verticale				
** Depending on mounted equipment	** Dipende dall'allestimento montato				

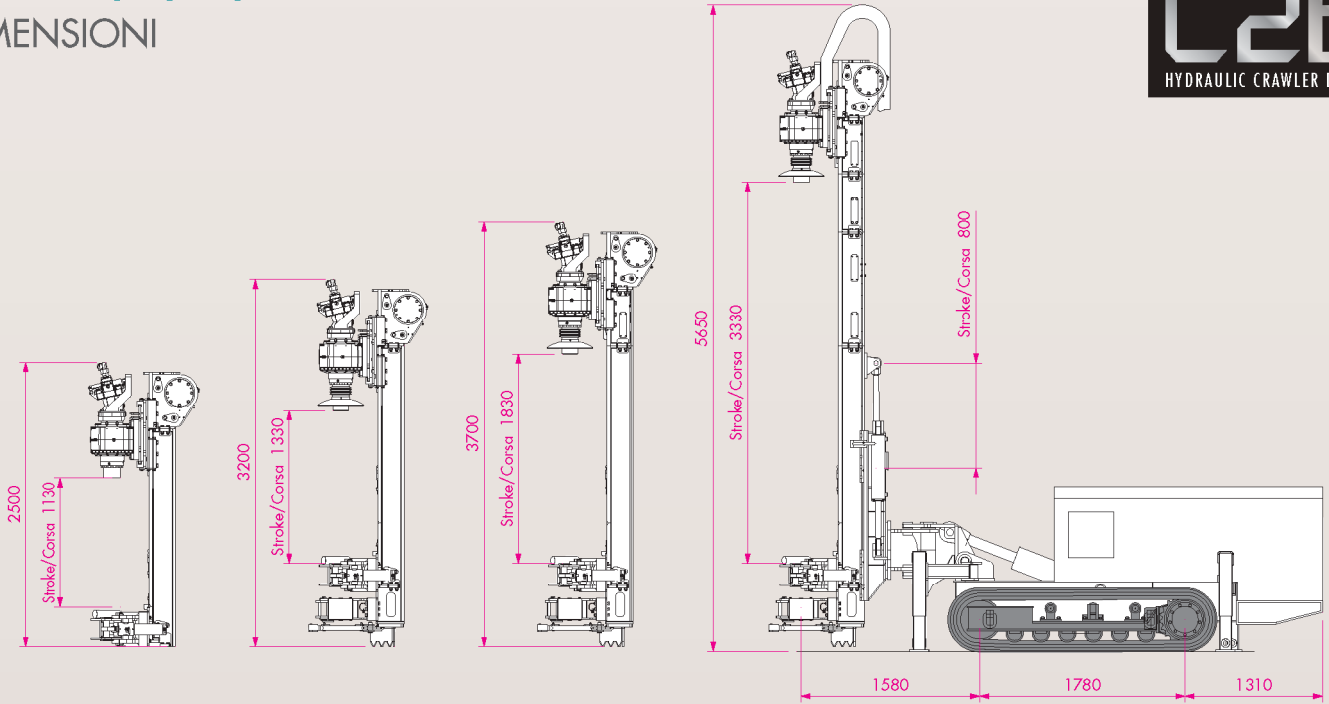
## OPTIONALS

### OPZIONI

Other rotary heads and hammer HB35A	Altre teste e martello HB35A
Casagrande external hammer D21	Martello esterno Casagrande D21
Rotary head side movement 575 mm	Spostamento laterale testa 575 mm
Service winch   Line pull 900 kg	Argano di servizio   Tiro 900 kg
Jib for service winch	Falchetto per argano di servizio
Hydraulic chuck P114; Ø 60÷114 mm	Mandrino idraulico P114; Ø 60÷114 mm
Jet system	Impianto jet
Flushing pump type Gamma 60; 60 l/min   50 bar	Pompa acqua tipo Gamma 60; 60 l/min   50 bar
Foam pump C35; 30 l/min   50 bar	Pompa schiumogeni C35; 30 l/min   50 bar
Mud pump NG530L; 170 l/min   24 bar	Pompa fanghi NG530L; 170 l/min   24 bar
Lubricator 8.5 l	Oliatore 8,5 l

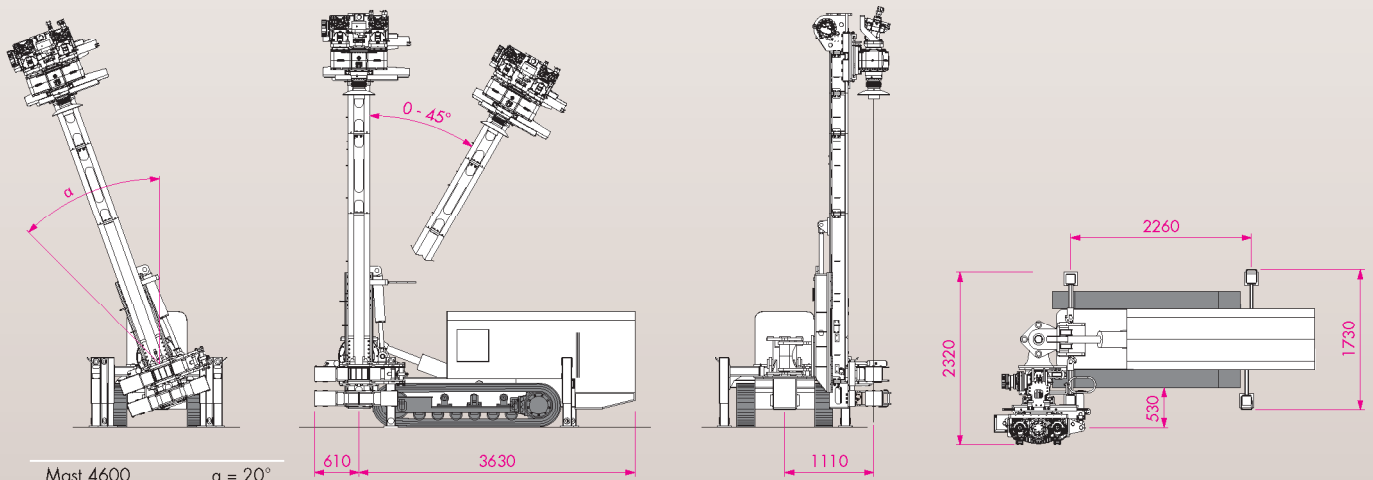
# DIMENSIONS

DIMENSIONI



# MAST MOVEMENTS

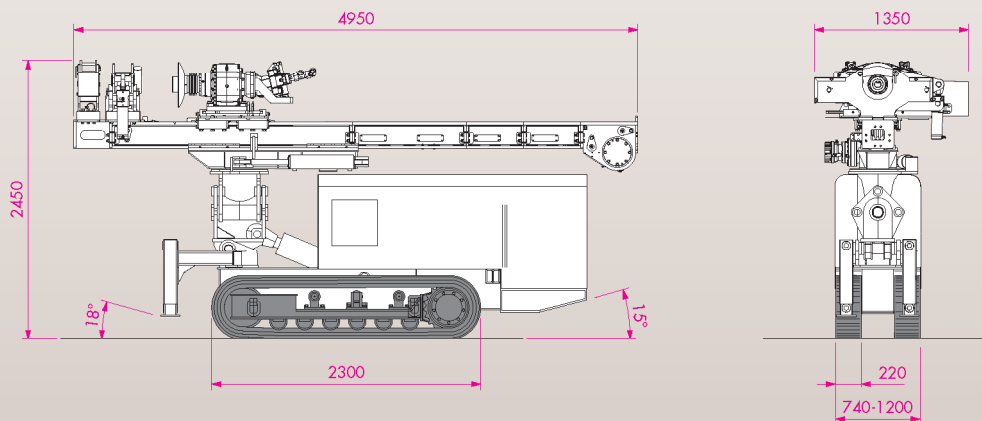
MOVIMENTAZIONI MAST



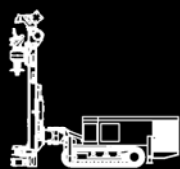
Mast 4600	$\alpha = 20^\circ$
Mast 3100	$\alpha = 30^\circ$
Mast 2600/1900	$\alpha = 45^\circ$

# TRANSPORT DIMENSIONS

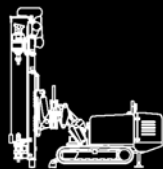
DIMENSIONI DI TRASPORTO



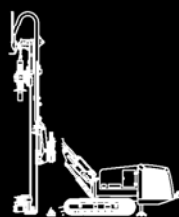
# CASAGRANDE CRAWLER DRILLS RANGE



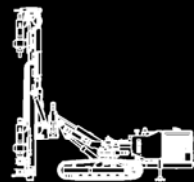
C2E




C3XP



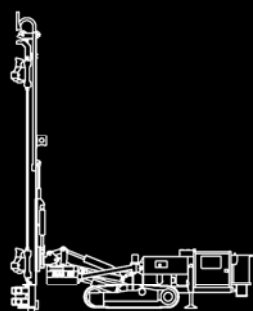
C5XP



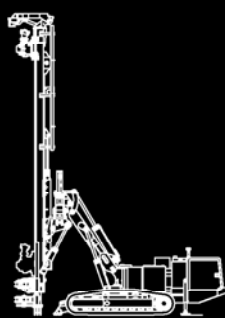
C5SXP



C6XP




M9-1



C7



C8XP



C16XP

All data contained in this brochure are indicative and does not take power losses into account. All data can be changed without notice.  
Tutti i dati riportati su questo catalogo sono indicativi e non considerano perdite di carico. Tali dati possono variare senza preavviso.



**casagrande**

CASAGRANDE S.P.A.  
Via A. Malignani, 1 • IT 33074 Fontanafredda • Pordenone • Italy  
Tel. (+39) 0434 9941 • Fax (+39) 0434 997009  
www.casagrandegroup.com • info@casagrandegroup.com

